
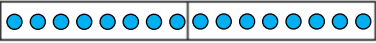

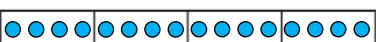
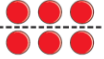













Y3 – Summer – Block 1 – Step 4 – Unit fractions of a set of objects Answers

Question	Answer																				
1	a)  b) 3 c) 3																				
2	b) $\frac{1}{2}$ of 16 = 8  c) $\frac{1}{4}$ of 8 = 2  d) $\frac{1}{4}$ of 16 = 4 																				
3	Yes Multiplying by $\frac{1}{2}$ is the same as dividing by 2																				
4	<table border="1" data-bbox="211 793 896 1576"> <thead> <tr> <th data-bbox="211 793 382 835">Fraction</th> <th data-bbox="385 793 554 835">Division</th> <th data-bbox="556 793 725 835">Example</th> <th data-bbox="728 793 896 835">Drawing</th> </tr> </thead> <tbody> <tr> <td data-bbox="211 839 382 1017">one half</td> <td data-bbox="385 839 554 1017">divide by 2</td> <td data-bbox="556 839 725 1017"><math>\frac{1}{2}</math> of 6 = 3</td> <td data-bbox="728 839 896 1017"></td> </tr> <tr> <td data-bbox="211 1021 382 1199">one quarter</td> <td data-bbox="385 1021 554 1199"><b>divide by 4</b></td> <td data-bbox="556 1021 725 1199"><math>\frac{1}{4}</math> of 8 = 2</td> <td data-bbox="728 1021 896 1199"></td> </tr> <tr> <td data-bbox="211 1203 382 1382"><b>one third</b></td> <td data-bbox="385 1203 554 1382"><b>divide by 3</b></td> <td data-bbox="556 1203 725 1382"><b><math>\frac{1}{3}</math> of 15 = 5</b></td> <td data-bbox="728 1203 896 1382"></td> </tr> <tr> <td data-bbox="211 1386 382 1576"><b>one fifth</b></td> <td data-bbox="385 1386 554 1576"><b>divide by 5</b></td> <td data-bbox="556 1386 725 1576"><b><math>\frac{1}{5}</math> of 15 = 3</b></td> <td data-bbox="728 1386 896 1576"></td> </tr> </tbody> </table>	Fraction	Division	Example	Drawing	one half	divide by 2	$\frac{1}{2}$ of 6 = 3		one quarter	<b>divide by 4</b>	$\frac{1}{4}$ of 8 = 2		<b>one third</b>	<b>divide by 3</b>	<b><math>\frac{1}{3}</math> of 15 = 5</b>		<b>one fifth</b>	<b>divide by 5</b>	<b><math>\frac{1}{5}</math> of 15 = 3</b>	
Fraction	Division	Example	Drawing																		
one half	divide by 2	$\frac{1}{2}$ of 6 = 3																			
one quarter	<b>divide by 4</b>	$\frac{1}{4}$ of 8 = 2																			
<b>one third</b>	<b>divide by 3</b>	<b><math>\frac{1}{3}</math> of 15 = 5</b>																			
<b>one fifth</b>	<b>divide by 5</b>	<b><math>\frac{1}{5}</math> of 15 = 3</b>																			
5	a) 21 b) 12 c) 23 d) 13																				
6	a) 32 b) 12 c) 13 d) 12																				

**Y3 – Summer – Block 1 – Step 4 – Unit fractions of a set of objects Answers (continued)**

Question	Answer
7	<div style="display: flex; align-items: center; gap: 10px;"> <div style="border: 1px solid black; padding: 2px 5px;"><math>\frac{1}{3}</math> of £75</div> <span>✓ or</span> <div style="border: 1px solid black; padding: 2px 5px;"><math>\frac{1}{5}</math> of £75</div> </div> <p> <math>75 \div 3 = 25</math>  <math>75 \div 5 = 15</math>                      25 is greater than 15                 </p>
8	a) 60 b) 80 c) 50 d) 90
9	a) Rosie, Alex, Amir b) $\frac{1}{4}$ c) $\frac{11}{24}$