

# Quadrilaterals

1 Use the words to label the quadrilaterals.

rhombus

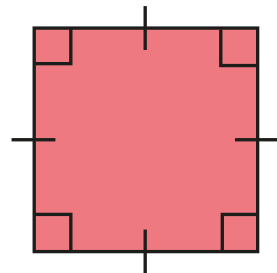
parallelogram

trapezium

rectangle

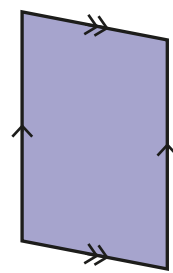
square

a)




\_\_\_\_\_

d)



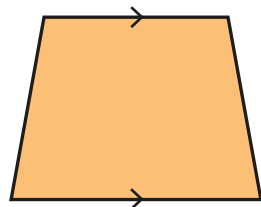
\_\_\_\_\_

b)



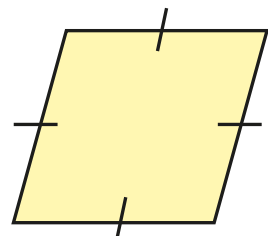
\_\_\_\_\_

e)



\_\_\_\_\_

c)



\_\_\_\_\_

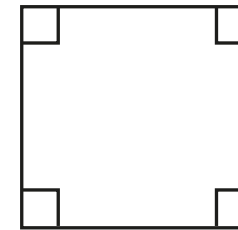
How did you know which shape was which?



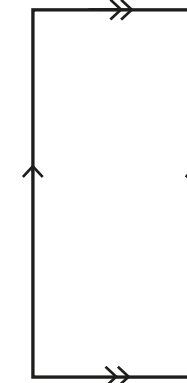
2

Here are some quadrilaterals.

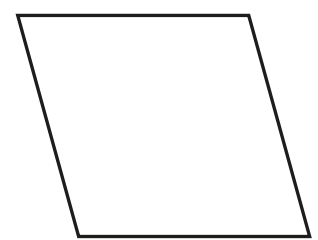
A



B



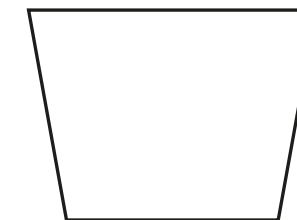
C



D



E



a) Mark any right angles on the shapes.  
One shape has been done for you.

b) Mark any pairs of parallel lines.  
One shape has been done for you.

c) Which shapes do not have any right angles?

\_\_\_\_\_

d) Which shapes have two pairs of parallel lines?

\_\_\_\_\_


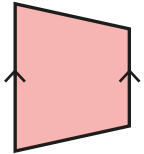
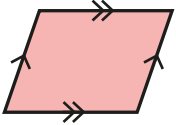
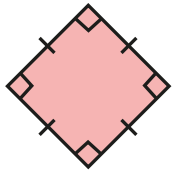
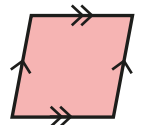
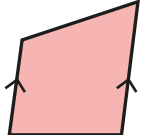
e) Which shapes have four equal sides?

\_\_\_\_\_

Compare answers with a partner.




3 Complete the table.

Shape	Number of sides	Number of right angles	Number of pairs of parallel sides	Number of equal sides
	4	4	2	2 pairs
				2
				
				
				
				

What is the same about all of the shapes?  
 What is different?

4 Draw the shapes on the grid.

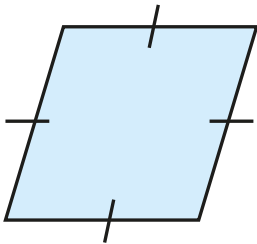
- square
- trapezium
- parallelogram



5



This is a square, because it has got 4 equal sides.



Do you agree with Tiny? \_\_\_\_\_  
 Explain your answer.

6 Complete the table to describe a quadrilateral.

My definition	Key characteristics	
<div>quadrilateral</div>		
		Non-example
Example		