

Make tally charts

1 Draw tally marks to show each number.

a) 5	<input type="text"/>	c) 4	<input type="text"/>
b) 10	<input type="text"/>	d) 16	<input type="text"/>

2 Here are some socks on a washing line.
The socks are spotty, stripy or plain.



Complete the tally chart.

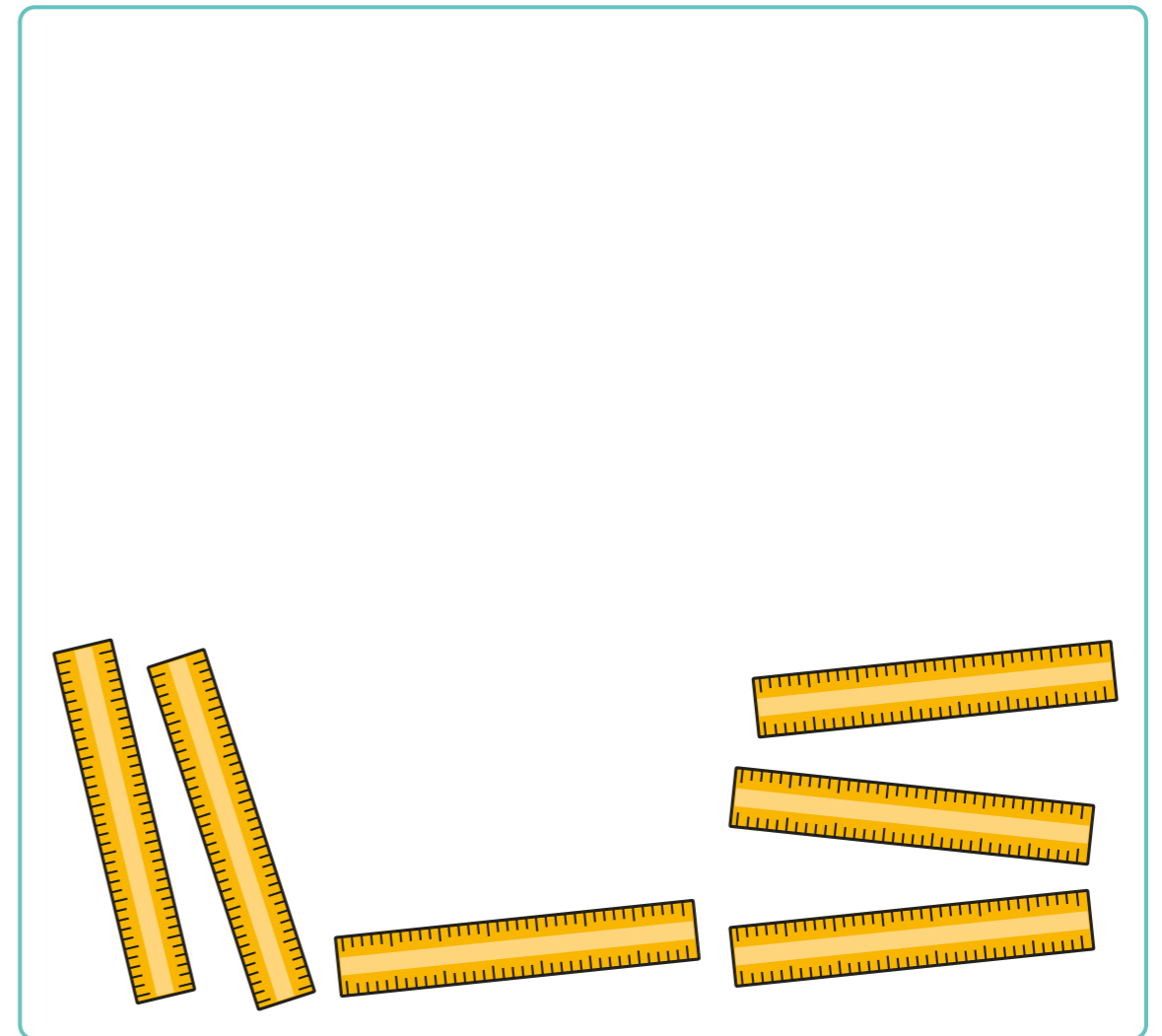
Sock	Tally
spotty	
stripy	
plain	

3 The children of Class 2 tally the number of pencils, rubbers and rulers they have.

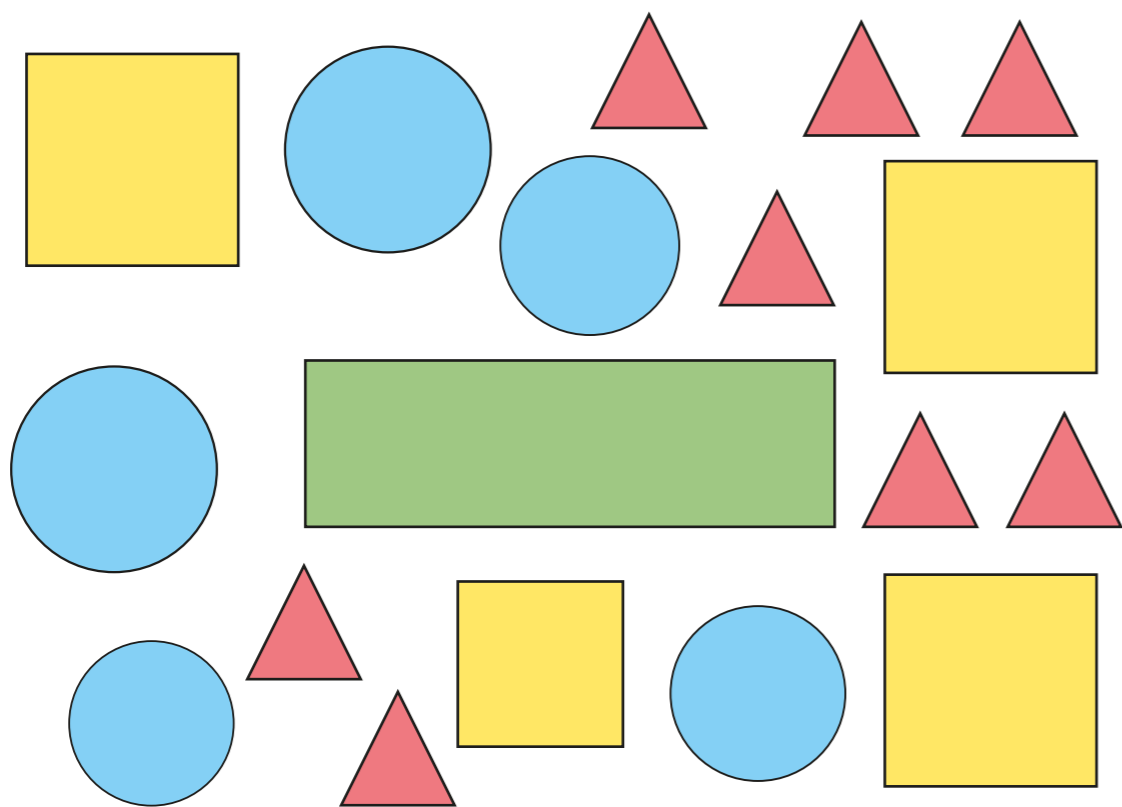
Item	Tally
pencil	
rubber	###
ruler	###

Draw the items.

The rulers have been drawn for you.



4 Here are some shapes.



a) Complete the tally chart to show how many of each shape there are.


Shape	Tally	Total
circle		
rectangle		
square		
triangle		

b) How did you do the tallying?
Compare with a partner.

5 Sam, Ron and Mo tally how many jumps they can do in a minute.

Name	Tally
Sam	### 1
Ron	
Mo	

a)



My total is 11

Sam

Do you agree with Sam? _____

Explain your reasons.

b) How can Ron improve his tally marks?

6 Make a tally chart for a topic of your choice.
Compare charts with a partner.

