


Draw pictograms (2, 5 and 10)

1 Here is some fruit.



a) Complete the tally chart.

Fruit	Tally	Total
apple		
orange		
banana		

b)



I will use a circle for each piece of fruit.


Draw Jo's pictogram.

Key

 = 1 piece of fruit

Fruit	Number of pieces of fruit
apple	
orange	
banana	

c)



I will use a circle for every 2 pieces of fruit.

Draw Mo's pictogram.

Key

 = 2 pieces of fruit

Fruit	Number of pieces of fruit
apple	
orange	
banana	


d) Whose pictogram do you prefer? Why?


- 2 The children of Class 2 vote for playing tennis, football or netball.

Kim shows the votes in a tally chart.


Sport	Tally	Total
tennis		5
football		20
netball		10


- a) Complete the pictogram.

Sport	Number of votes
tennis	
football	
netball	

Key
 = 5 votes

- b) Complete the pictogram.

Sport	Number of votes
tennis	
football	
netball	

Key
 = 10 votes



- 3 The tally chart shows the weather for 55 days.

Weather	Tally
sun	
cloud	
rain	

Draw a pictogram to show this information.
 Choose your own key.

Key

Weather	Number of days

Compare pictograms with a partner.
 What is the same? What is different?

