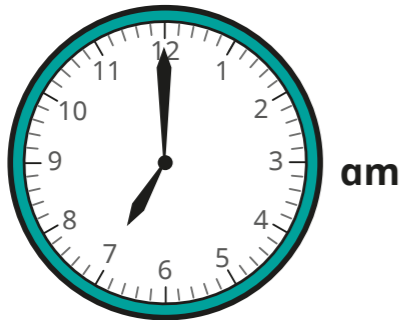


# Convert between analogue and digital times

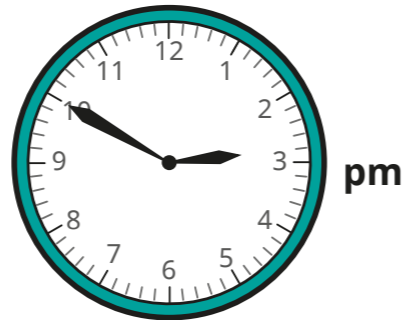


1 Is the time shown on the clock in the morning or the afternoon?  
Sort the clocks into the table.

**Clock A**



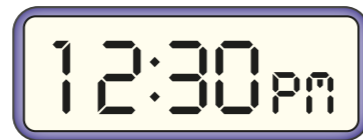
**Clock D**



**Clock B**



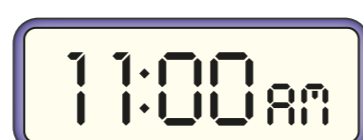
**Clock E**



**Clock C**



**Clock F**



Morning	Afternoon

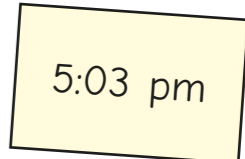
2 Complete the table to show the analogue and digital times.

Analogue	Digital
pm	<input type="text"/>
	<input type="text" value="3:10 pm"/>
	<input type="text" value="6:30 am"/>
am	<input type="text"/>

3



Ron writes the time in 12-hour digital format.  
What mistake has Ron made?

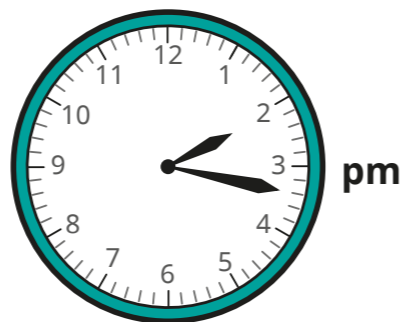



---



---

- 4 Esther leaves her house at this time.



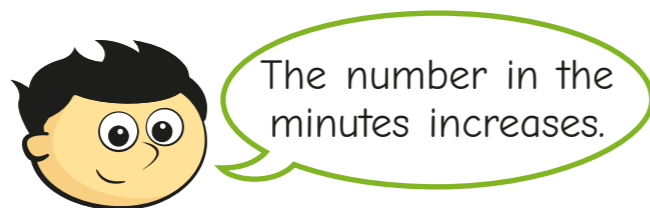
It takes her 1 hour and 45 minutes to get to her friend's house.

Write the time she arrives in 12-hour digital format.

:

- 5 Jack and Annie are looking at what happens when you add 50 minutes to a time in the 12-hour digital format.

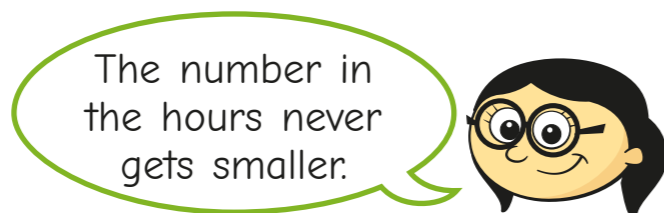
a)



Is Jack's statement always true, sometimes true or never true?

---

b)




Is Annie's statement always true, sometimes true or never true?

---

Compare answers with a partner.

- 6 Huan is getting the bus into town. Buses start running at 6:30 am. They arrive every 22 minutes. Huan is ready to leave at the time shown on the clock. When will the next bus arrive?




---

- 7 Using the digit cards once only each time, show six different times that could be shown on a 12-hour digital clock.

You do not need to use all the cards every time.



<div style="display: flex; justify-content: space-between; border-bottom: 1px solid black; margin-bottom: 5px;"> <span style="width: 20px; height: 20px;"></span> <span style="width: 20px; height: 20px;"></span> <span style="font-size: 1.5em;">:</span> <span style="width: 20px; height: 20px;"></span> <span style="width: 20px; height: 20px;"></span> </div>	<div style="display: flex; justify-content: space-between; border-bottom: 1px solid black; margin-bottom: 5px;"> <span style="width: 20px; height: 20px;"></span> <span style="width: 20px; height: 20px;"></span> <span style="font-size: 1.5em;">:</span> <span style="width: 20px; height: 20px;"></span> <span style="width: 20px; height: 20px;"></span> </div>
<div style="display: flex; justify-content: space-between; border-bottom: 1px solid black; margin-bottom: 5px;"> <span style="width: 20px; height: 20px;"></span> <span style="width: 20px; height: 20px;"></span> <span style="font-size: 1.5em;">:</span> <span style="width: 20px; height: 20px;"></span> <span style="width: 20px; height: 20px;"></span> </div>	<div style="display: flex; justify-content: space-between; border-bottom: 1px solid black; margin-bottom: 5px;"> <span style="width: 20px; height: 20px;"></span> <span style="width: 20px; height: 20px;"></span> <span style="font-size: 1.5em;">:</span> <span style="width: 20px; height: 20px;"></span> <span style="width: 20px; height: 20px;"></span> </div>
<div style="display: flex; justify-content: space-between; border-bottom: 1px solid black; margin-bottom: 5px;"> <span style="width: 20px; height: 20px;"></span> <span style="width: 20px; height: 20px;"></span> <span style="font-size: 1.5em;">:</span> <span style="width: 20px; height: 20px;"></span> <span style="width: 20px; height: 20px;"></span> </div>	<div style="display: flex; justify-content: space-between; border-bottom: 1px solid black; margin-bottom: 5px;"> <span style="width: 20px; height: 20px;"></span> <span style="width: 20px; height: 20px;"></span> <span style="font-size: 1.5em;">:</span> <span style="width: 20px; height: 20px;"></span> <span style="width: 20px; height: 20px;"></span> </div>

Are there any other possible answers?

