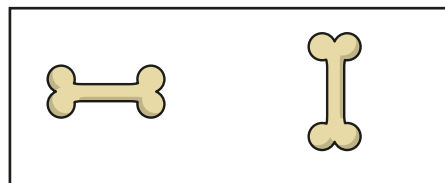


Describe turns


1 Match the pictures to the turns.



full turn



half turn



quarter turn

2 First the arrow is pointing up.

Then it turns half a turn.




a) Draw to show what the arrow looks like now.

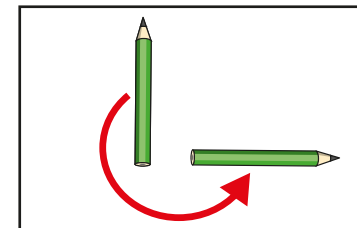
b) Complete the sentence.

Now the arrow is pointing _____

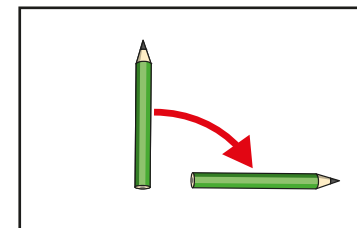
3 Match the pictures to the turns.



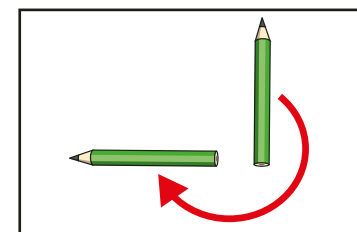
quarter turn
clockwise



quarter turn
anticlockwise



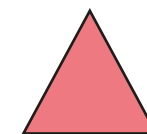
three-quarter turn
clockwise



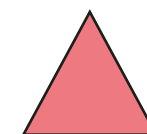
three-quarter turn
anticlockwise

4 Draw to show what the triangle will look like after each turn.

a) a quarter turn clockwise



b) a three-quarter turn anticlockwise



What do you notice?

5 Choose words to complete the sentences.

quarter

half


three-quarter

clockwise

anticlockwise

a) before

after

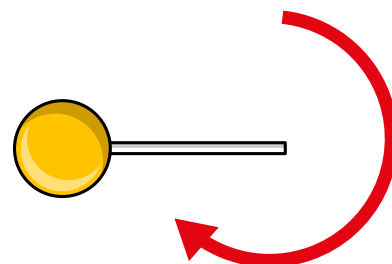


The ladybird has turned a _____

turn _____

b) before

after



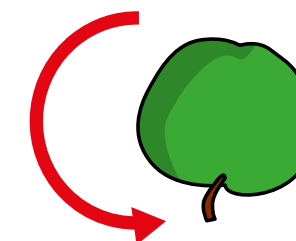

The lollipop has turned a _____

turn _____

c)

before

after



The apple has turned a _____

turn _____

6 A square has been turned.

before

after



Complete the sentence.

The square has turned a _____

turn _____

Is there more than one answer?