

Recognise a quarter

- 1 Use the words to complete the sentences.

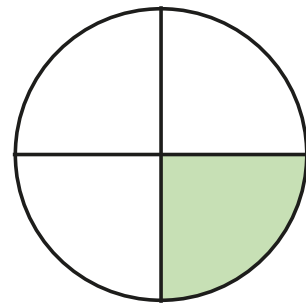
quarter

equal

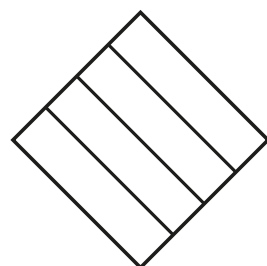
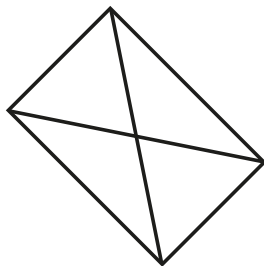
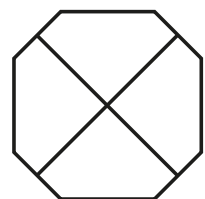
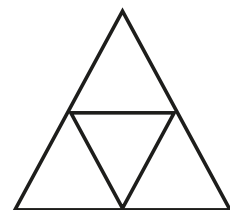
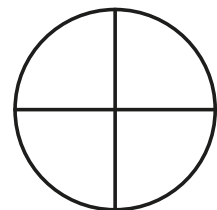
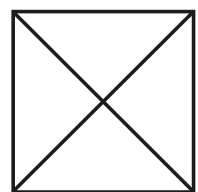
The shape has been split into
4 _____ parts.

One of the 4 equal parts is called
a _____

This can be written as


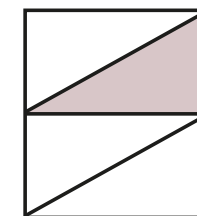
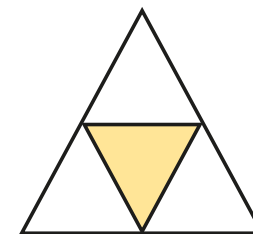
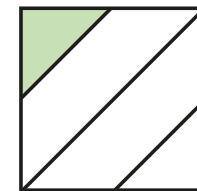
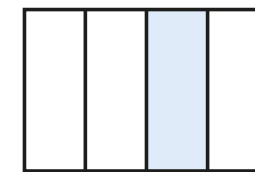
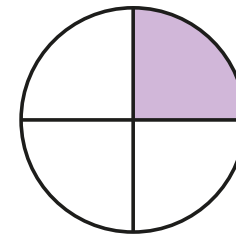


- 2 Colour $\frac{1}{4}$ of each shape.




Does it matter which quarter you colour?

- 3 Tick the shapes that have $\frac{1}{4}$ shaded.

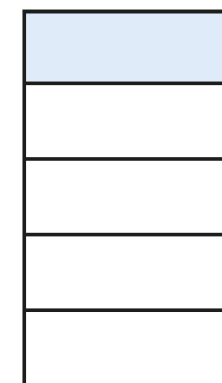


Talk about your answers with a partner.

4



This shape
has $\frac{1}{4}$ shaded.




Do you agree with Sam? _____

Talk about it with a partner.

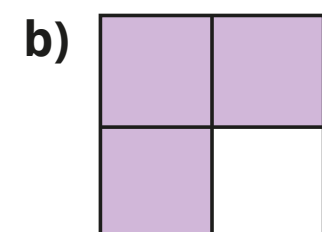
5 Do the shapes show $\frac{1}{4}$?

Circle your answers.



Yes

No



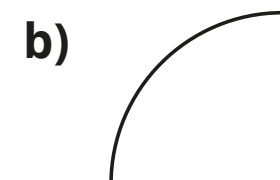
Yes

No


How did you work these out?

6 Only $\frac{1}{4}$ of each shape has been drawn.

Draw the rest of each shape to make the whole shape.




7



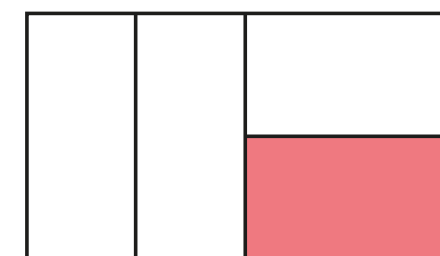
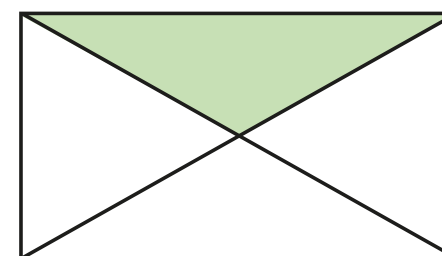
Jo

$\frac{1}{4}$ of these shapes are shaded.

That is not possible as they do not look like equal parts.



Max



a) Who is correct?

How do you know?

b) Find two more ways to split the rectangle into quarters.

Colour $\frac{1}{4}$ of each shape.

